

# **SWISS KUBIK**

## **Rotating Case**

### **User's Guide**

**ENGLISH**

- 1.0 Thank you**
  - 2.0 Product general specifications**
  - 3.0 Operating instructions**
  - 4.0 Precautions**
  - 5.0 Maintenance and cleaning**
  - 6.0 Troubleshooting**
  - 7.0 Warranty requirements**
-

## 1.0 Thank you

- Congratulations on purchasing your **SWISS KUBIK** watch winder case. This new product has been designed and precision manufactured in the great Swiss tradition to the most exacting standards of the Swiss watchmaking industry. Thank you for purchasing this product; we hope it will give you entire satisfaction.

## 2.0 Product general specifications

### 2.1 Use and technical characteristics

- Your **SWISS KUBIK** rotating case has been specially designed for storing and rewinding all automatic watches. The standard **SWISS KUBIK** rotating case is a cube measuring 10 centimetres (3.937 inches). It guarantees a set number of rotations per day as opposed to a daily operating duration.

- Your **SWISS KUBIK** watch winder case has been made in Switzerland using the finest quality materials. The direct drive mechanism and circuit board with a preset number of rotations per day have been manufactured and tested using modern innovative technologies that give them great reliability and durability.

---

- Your **SWISS KUBIK** rotating case is thus guaranteed for **3 years** starting from the date of purchase.

With its low energy consumption, the case uses two standard 1.5 V alkaline batteries (**C – LR14 – BABY**) which will ensure a continuous operating period of several years in its original configuration.

(Types of compatible batteries and information on replacing batteries are given in section **3.6**).

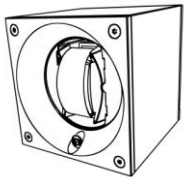
- Your **SWISS KUBIK** winder case has been factory programmed for a cycle of 950 rotations per day in each direction of rotation, which is sufficient for virtually all **SWISS KUBIK** automatic watches currently available on the market.

---

## 3.0 Operating instructions

### 3.1 Positioning the rotating case

- When in use, the **SWISS KUBIK** rotating case must be kept in the position illustrated below (the watch is vertical).



OK



NO



NO

### 3.2 Placing and removing the watch

- Position the power switch to Stop (left position) when placing or removing your watch on or from its support.
- Proceed as follows to place your watch in the rotating case:

- a) Take the watch support out of the rotating case.
- b) Place your watch on the support with the bracelet clasp closed, as illustrated in the diagram below. The watch support consists of two flexible systems (a spring and a pliable base) which means it can be adjusted to suit different bracelet sizes.
- c) Reposition the upright support with the watch in the rotating case by pressing it in place up to the stop.

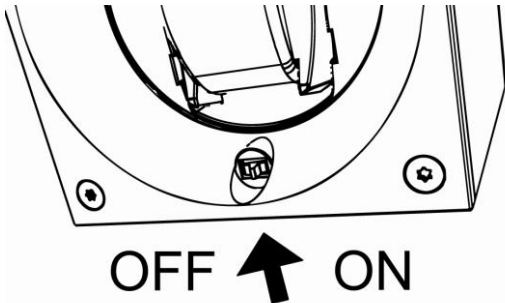


- Proceed as follows to take your watch out of the rotating case:

- a) Take the support with the watch out of the case.
  - b) Remove the watch from its support by pressing the support or opening the clasp.
  - c) Put the support back in the rotating case, pressing it in place up to the stop.
-

### 3.3 Switching the device on and off

- ON position: switch in the right position.
- OFF position: switch in the left position.



- When you flick the switch to the ON position, an LED flashes red and green alternately for a few seconds to indicate the startup phase.

#### Definition of LED indications

(See the table below)

The LED flashes at regular intervals every 5 seconds approximately.

Operating mode	Battery status <b>OK</b>	Battery status <b>low</b>	Comment:
<b>STANDARD</b>	<b>1 GREEN flash every 5 seconds</b>	<b>1 RED flash every 5 seconds</b>	Operation <b>OK</b>
<b>CUSTOM</b>	<b>2 GREEN flashes every 5 seconds</b>	<b>2 RED flashes every 5 seconds</b>	Operation <b>OK</b>
<b>(FAULT)</b>	<b>3 RED flashes every 5 seconds</b>		Rotation counter anomaly

- When configured with the **STANDARD** setting, a **green** (or **red** depending on the battery level) **LED** that flashes **once** every 5 seconds indicates that your rotating case is working properly.
- A rotation counter malfunction will be indicated by a **red LED** that flashes **three times** in close succession every 5 seconds (further information is given in section **6**).
- If the batteries are low, the red LED will flash according to the configuration used. You must replace the batteries within 3 months (further information is given in section **3.6**).

### 3.4 Original settings

- By default, your **SWISS KUBIK** rotating case is programmed to rewind virtually all automatic watches currently available on the market.


- When you flick the power switch to On, an LED flashes red and green alternately for a few seconds to indicate the startup phase.
- Then the watch undergoes 95 cycles of 20 rotations each (10 clockwise and 10 anticlockwise), a total of 1900 rotations every 24 hours. Between each rotation cycle, the watch holder stops automatically in its initial vertical position.

### 3.5 Dedicated program with a PC interface module



- You can use a dedicated program with a connection interface module to program your **SWISS KUBIK** watch winder according to any special characteristics your watches may have. This device lets you modify the following specifications as appropriate via your computer:
  - Number of rotations per day
  - Direction of rotation

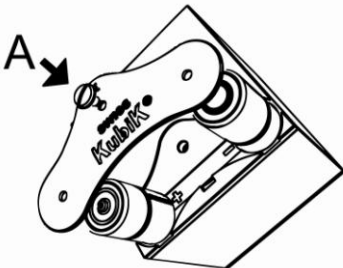
Once you have made the necessary modifications on your winder, you can disconnect the interface from your computer. The new programming specifications are recorded on your rotating case's internal electronic circuit.





## 3.6 Replacing the batteries

- a) Unscrew the battery cover retainer screw using a small coin and remove the cover as illustrated in the diagram below.
- b) Remove the used batteries and insert two new batteries in the corresponding compartments.  
CAUTION: make sure you respect the +/- polarity when inserting new batteries. Failure to do so could cause irreversible damage to your rotating case.
- c) Replace the battery cover and screw the retainer screw back in using a small coin.



- The life expectancy of batteries, when they are brand new, is about **3 years'** continual use of the **SWISS KUBIK** rotating mechanism in its original configuration of 950 rotations/day

each way, which corresponds to the standard required of almost all automatic watches presently available on the market.

- Battery life can be shortened significantly if the winder case is used in lower than recommended temperatures
- The **SWISS KUBIK** rotating case controls the battery level electronically. When the **red** LED on the switch flashes once or twice in close succession every 5 seconds, the batteries will allow for up to 3 months' further use. They must then be replaced.
- To make sure your **SWISS KUBIK** rotating case functions smoothly, you are advised to always replace both batteries with two new, same-type batteries.

- Battery type: **2 ALKALINE batteries, 1.5 volts**

- Dimensions:

<b>C</b>	<b>LR14</b>	<b>Baby</b>	<b>AM2</b>	<b>14A</b>
(US)	(IEC)	(DIN)	(International)	(ANSI)

- Recommended battery brands:

**Duracell®**, **Energizer®**, **Industrial®**,  
**Universal®**, **Varta®**, **Wonder®**

**CAUTION:**

**Never use rechargeable and/or storage batteries with SWISS KUBIK rotating cases.**

---

## 4.0 **Precautions**

### 4.1 **Caution**

- To avoid irreversible damage to your **SWISS KUBIK** rotating case, do not expose it to water, moisture, fire or strong heat sources, for example near to radiators or inside vehicles left in the sun. Direct sunlight and sources of excessive UV radiation can subdue the colours of lacquers, polymers, wood and leather. Places with excessive sand, dust, or subject to oscillating vibrations can also damage the smooth functioning of your rotating case.

### 4.2 **Operating temperatures**

- **SWISS KUBIK** rotating cases are designed for normal use in temperatures ranging from 10° - 40°C (50° - 104°F). Note that using your case in low temperatures may considerably reduce battery life.

### 4.3 **Keep out of reach of children**

- **SWISS KUBIK** rotating cases are not toys. We recommend that you store your case out of reach of children.

---



## 4.4 Recycling

- Your **SWISS KUBIK** rotating case, together with new or used batteries, must not be disposed of as household waste. These elements must be taken to a waste collection point that recycles electrical devices and batteries. By ensuring these products are disposed of properly, you can help prevent potentially harmful effects both to the environment and human health. Recycling materials helps conserve natural resources. For further information on recycling this product, contact your local authority, waste collection site, or the place where you purchased this product.

## 5.0 Maintenance and cleaning

- Your **SWISS KUBIK** rotating case does not require any special maintenance. We recommend cleaning it regularly with a soft, damp cloth, then wiping it dry. You are advised to only use soft, microfibre cloths, in particular for cleaning the optional windows.

---

## 6.0 Troubleshooting

- If your **SWISS KUBIK** rotating case stops functioning, or no longer functions normally, check the following points, in this order:

- 1) Make sure the power switch is in the ON position, i.e. on the right (point **3.3** in the Operating instructions).
  - 2) Make sure the batteries are inserted correctly (+/- polarity respected). Check that the battery cover is touching the batteries, that the contacts are clean and that the retainer screw has been tightened properly (point **3.6** in the Operating instructions).
  - 3) If the rotating case still fails to function, replace the batteries with new ones (point **3.6** in the Operating instructions).
  - 4) If, after checking these points, the fault persists or if the **red light flashes three times at regular 5 second intervals**, indicating a malfunction of the rotation count system, please return your watch winder case together with proof of purchase or a valid receipt to your stockist or to the nearest approved **SWISS KUBIK** after-sales service point.
-

## 7.0 Warranty requirements

### 7.1 Validity of the warranty

- Your **SWISS KUBIK** rotating case is guaranteed for **3 years** against any manufacturing defect, starting from the date of purchase.
- Your **SWISS KUBIK** winder case Guarantee is only valid against presentation of proof of purchase or a valid receipt.

### 7.2 Restrictions concerning the warranty

- Damage resulting from the product's normal wear, such as scratches, stains, cuts, altered colours, etc. is not covered by the warranty.
  - Damage resulting from improper or inappropriate use of the product, such as non-respect of battery polarity, non-compliant batteries, mistreatment of the case, shocks, breakage, etc. is not covered by the warranty.
  - Damage resulting from use of the case in an unsuitable environment, such as places with moisture, places exposed to water, vibrations, sources of excessive heat, etc. is not covered by the warranty.
-

### **7.3 Repairs and cost estimate**

- **SWISS KUBIK** assures you that it will do all it can to repair or replace your rotating case as quickly as possible. If the defects observed are due to causes not covered by the warranty, an estimate concerning the cost of repairs will be provided as soon as possible.

### **7.4 Discharge and place of jurisdiction**

- **SWISS KUBIK** shall on no account be held responsible for damage caused through improper use of the rotating case, damage caused to watches or to any other goods or persons.

- The company's place of jurisdiction is in GENEVA. In the event of any dispute, sole jurisdiction lies with the court of GENEVA.

---

Further information can be obtained by visiting the official Internet site:

**[www.swisskubik.com](http://www.swisskubik.com)**

---